

# Pass Door Kit Order Form

Company name

Name contact person

Deb. number

Email address

**⚠** Consult Pass Door manual for the correct application

**Daylight width (DW)**

 mm

**Daylight height (DH)**

 mm

**Total panel width (TPW)**

 mm

**Total panel height (TPH)**

 mm

**Panel brand**

 EPCO    Kingspan / Tecnopan    Italpannelli / Metecno / Marcegaglia / Tecsedo

**Sections**

**Top section**

*Note: top section height > 481 mm*

**Section 3**

 500 mm    555 mm\*    610 mm



**Section 2**

 500 mm    555 mm\*    610 mm

**Bottom section**

 500 mm    555 mm\*    610 mm

**DIN Type (seen from the outside)**

 DIN Left     DIN Right 

**Pass Door profiles & Threshold**

 Anodized    RAL9016 (White)

**Threshold end caps**

875010

 RAL9011 (Black)    RAL7045 (Tele Grey 1)

**Cover plate for internal hinge**

875043

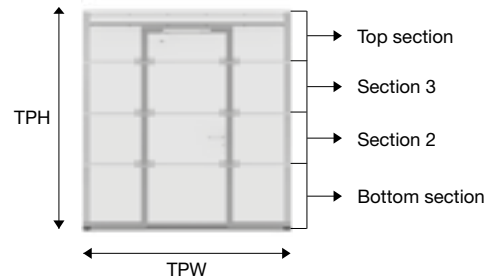
 Yes    No

**Pass Door catchers & Positioning stud**

875011 & 875015

 Yes    No

**Door closer**

 Standard 875072    Internal 875074    None


**Door lock**

 Standard 280000

**Door handle / lock position**

 Section 2    Section 3

**Euro cylinder**

25147

 Yes    No

**Handle type (outside)**

 Standard 280007    Short 280008

**Finger safe set**

875012 / 875018

 RAL9011 (Black)    RAL7045 (Tele Grey 1)

 Multilock\*\* 280300 (DIN R) / 280302 (DIN L)

**Euro cylinder**

**Handle type (outside)**

 Yes    Standard 280015

**Finger safe set**

875016 (DIN R) / 875017 (DIN L)

 RAL9011 (Black)    RAL7045 (Tele Grey 1)

 None

**Strengthening profile**

875060

 Yes    No

**Rain profile**

875003

 Yes    No

**Transport brackets (TPW ≤ 3000 mm)**

875042

 Yes    No

\*Only available for EPCO panels

\*\*Only suitable for EPCO, Kingspan or Tecnopan panels